



Audio-Video Gallery Data Submission Document
(for KRISHI Nodal Officer)

KRISHI

ICAR Research Data Repository for Knowledge Management

Audio-Video Submission by Nodal Officer

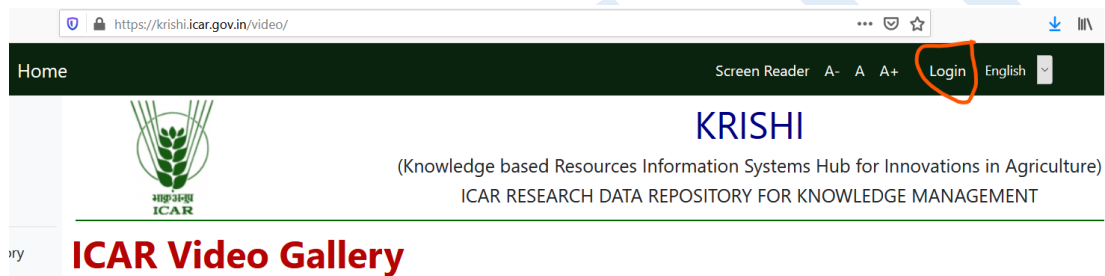
1. Go to: <https://krishi.icar.gov.in/>
2. Then click on Audio or Video Gallery button

OR use direct URL as:

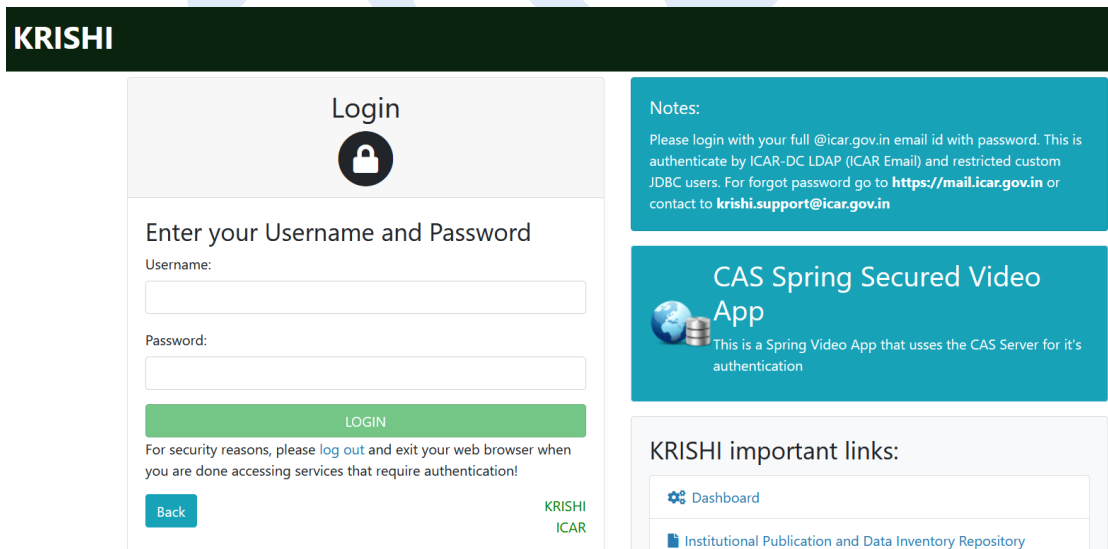
Audio: <https://krishi.icar.gov.in/audio/>

Video: <https://krishi.icar.gov.in/video/>

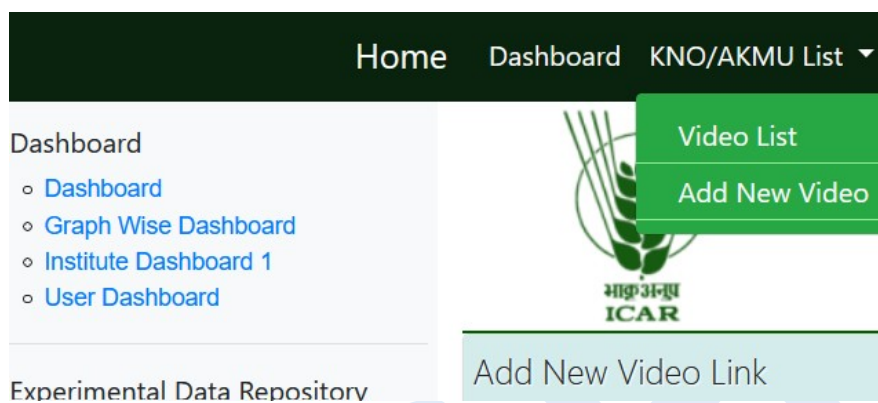
3. Click on login link in the right hand corner



Enter Nodal Officer Full email id and password:
(e.g. krishi.xxxxx@icar.gov.in)



4. After login go to **KNO/AKMU List** and click on **Add New Video**



And open Insert Video form:

Add New Video Link

SMD

Institute

Language

Title

Commodity

Media Type Normal Youtube Facebook

Media Link

Note for Media link:

- Normal Video (only with .mp4) : Copy Full Path of the video for eg. <http://www.pdfmd.ernet.in/videofolder/video-js/filename.mp4>
- Youtube Video : Copy only **11 characters** from the link for eg.
 - **yGL0_q3ie7U** from https://youtu.be/yGL0_q3ie7U
 - **W8ckHzNMmw0** from <https://www.youtube.com/watch?v=W8ckHzNMmw0&feature=youtu.be>
 - **EFMQWcvtGpA** from <https://www.youtube.com/watch?v=EFMQWcvtGpA>
- Facebook Video : Copy Full Path of the video for eg. <https://www.facebook.com/icar.nrcgrapes/videos/382875572695586/>

5. Submit Video information:

- As select respective SMD then Institute name
- Select language of Video
- **YouTube** video : give only last 11 character video id (eg. yGL0_q3ie7U from https://youtu.be/yGL0_q3ie7U)
- **Facebook** Video : Give full URL of Facebook, e.g.
https://www.facebook.com/icar.nrcgrapes/videos/382875572695586/
- **Normal** video : If video is a normal mp4 link then give full URL of mp4 videos (eg. http://www.pdfmd.ernet.in/videofolder/video-js/filename.mp4)
- Give commodity or keyword of Video for searching
- Select video type: YouTube or Normal or Facebook
- Finally submit the video and click **Next**
- And video is visible in Public after enable by Administer in respective category of SMD and institute. (<https://krishi.icar.gov.in/video/>)

6. Next Upload Files (if available) otherwise click on **Next**:

File Upload

Go to Video List Add New Video Data

African Swine Fever (Hindi-English Version with Hindi audio)

Video(.mp4) File Upload* No file selected.

Video detail has been updated.

Note for Media File: • Only .mp4 file is acceptable

List of Uploaded File

S. No.	File Name	Size (Type)	Action
--------	-----------	-------------	--------

Again submit new Video click on Home.

Same procedure is for Video submission. (<https://krishi.icar.gov.in/audio/>)