



Mobile App Links Data Submission Document
(for KRISHI Nodal Officer)

KRISHI

ICAR Research Data Repository for Knowledge Management

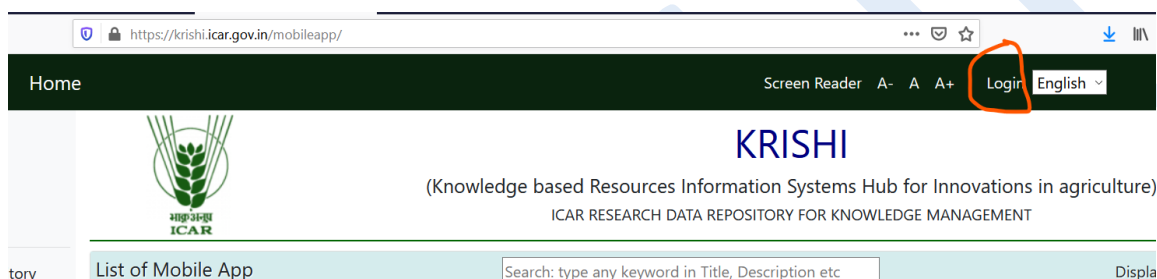
MobileApp Link Submission by Nodal Officer

1. Go to: <https://krishi.icar.gov.in/>
2. Then click on **Mobile App Link** menu in left side

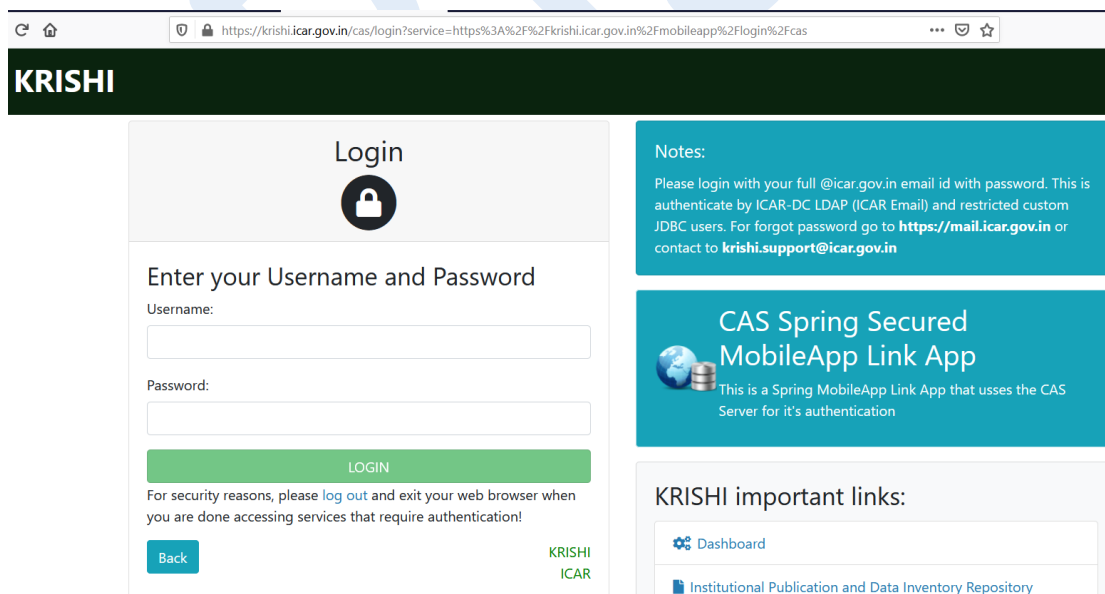
OR use direct URL as:

<https://krishi.icar.gov.in/mobileapp/>

3. Click on login link in the right hand corner



4. Enter Nodal Officer email id (e.g. krishi.xxxxx@icar.gov.in) and password:



5. After login go to **KNO/AKMU List** menu bar and click on **Add new Mobile App Link**

Home User-Dashboard KNO/AKMU List Admin Screen Rea

Mobile App List
Add new Mobile App Link

rd
ise Dashboard
ashboard 1
hboard

(knowledge based Re
ICAR RES

ical Data Repository

Add New Mobile App Link

6. Open Add Link form

Add New Mobile App Link

Title *	Enter Mobile App Sub Title
Mobile Category *	Enter Mobile App Category, Education, Production etc.
App Link *	Enter Mobile App Link
Keywords *	Enter Mobile App Keyword
Icon Image Path	Enter Mobile App Icon Image Path
Description *	Select Mobile App Description
Mobile App Type *	Select
Main Language *	Select
Other Language	Select Assamese Bengali Dogri
Organization Type *	Select
SMD	Select SMD
Institute	Select Institute Name
Other Participants Institute	Select Institute Name ICAR-Agricultural Technology Application Research Institute (Zone II: earlier Zone VI), ICAR-Agricultural Technology Application Research Institute (Zone III: earlier Zone IV), ICAR-Agricultural Technology Application Research Institute (Zone IV),
SAU/CAU	Select SAU
KVK	Select KVK
Other Organization Name	Enter Other Organization Name
APK Size	Enter Mobile App APK Size
Mobile Version Support	Select Mobile App Version Support
Mobile apk Version	Select Mobile App Apk Version
Mobile last Updated	dd / mm / yyyy
Total Install/Download	0
Rating	Enter Mobile App Rating
Total Rating	Enter Mobile App Total Rating
App Created Date	dd / mm / yyyy
Developer	Enter Mobile App Developer
Crop Type	Enter Mobile App Crop Type
Crop Season	Enter Mobile App Crop Season
Commodity	Enter Mobile App Commodity
State	Select State
Contact No	Enter Mobile App Contact No
Mobile App Published Status *	Select Published App Status
RocID	Enter Mobile App related RocID
Other (equivalent) iOS/Android	Select Mobile App
Other (equivalent) Old Deleted/Disable App	Select Mobile App

Next

7. Android Mobile App example

The screenshot shows the Google Play Store interface. At the top, the URL is <https://play.google.com/store/apps/details?id=com.icar.aamsuraksha>. The app title is "Aam Ki Suraksha-ICAR Patna" by ICAR RCER Patna, categorized under "Productivity" and "Mobile Category". The app has a 4.7-star rating from 14 users. The main image shows a mango with the text "AAM KI SURAKSHA". Below the main image are several smaller screenshots of the app's interface in Hindi, including the title "आम की सुरक्षा" and "AAM KI SURAKSHA".



Description

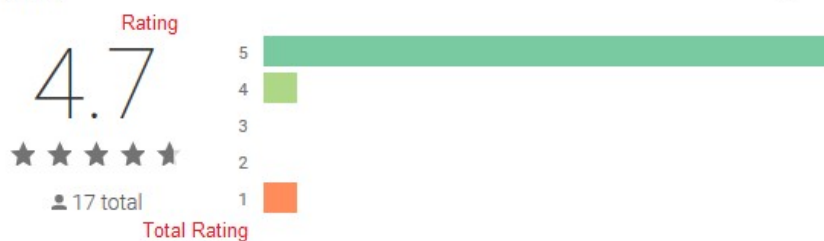
Mango, *Mangifera indica* L., is one of the important commercial fruit tree crops in the world. It is grown in the tropical and subtropical climates, making it second to citrus in terms of production. India is the world's leading producer of mango with estimated production of 15 million metric tons.

"AAM-SURAKSHA" a mobile app provided by ICAR-Research Complex for Eastern region is for illustrative purpose only which provides farmers, scientist and development officers with insect and

[READ MORE](#)

REVIEWS

[Review Policy](#)



ADDITIONAL INFORMATION

Updated	Size	Installs
March 6, 2018	21M	1,000+
Current Version	Requires Android	Content Rating
1.4	4.0.3 and up	Rated for 3+ Learn More
Permissions	Report	Offered By
View details	Flag as inappropriate	ICAR RCER Patna

Developer

Visit website

directoricarrcer@gmail.com

[Developer Email](#)

[Privacy Policy](#)

ICAR Research Complex

For Eastern Region, ICAR

Parisar, P. O.: Bihar

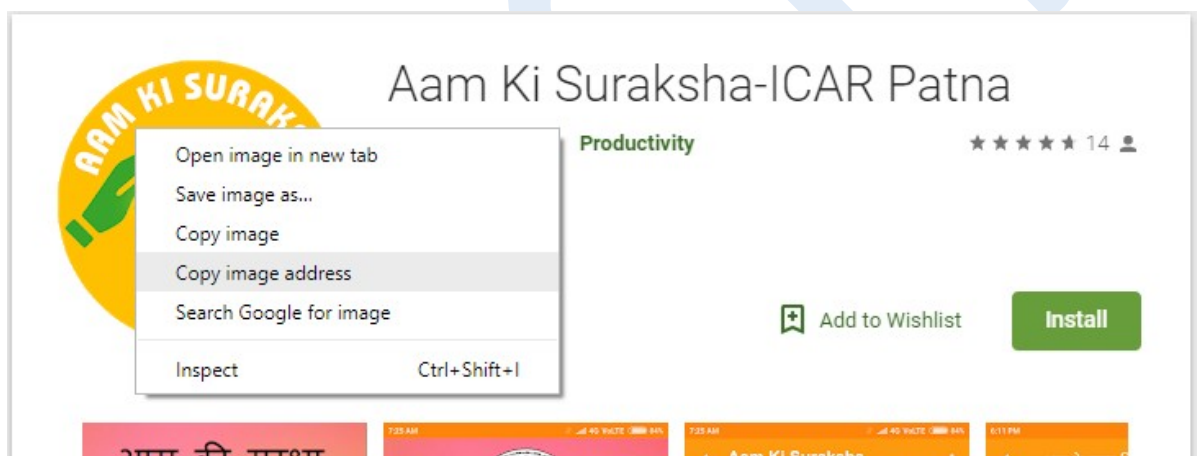
Veterinary College,

Patna, Bihar – 800014

8. Submit Mobile App Link information (e.g. given above point 8 Android Mobile App):
- First enter **Title** of Mobile App Link
 - Enter **Mobile Category** (as mention in Image or as required, it is optional)
 - Enter **Link** in above image example (It is unique. Duplicate Entry is not allowed)
 - Enter **Keyword** as relevant according to app
 - Enter **Image icon Path** link by right click on display image and copy paste of **Image URL** (e.g. given example in chrome browser)
 - Enter **Keyword** as relevant according to app
 - Select **Mobile App Type** device Type: Android, iOS, Windows or Other
 - Enter **Language** name: English, Hindi etc. (multiple language enter with , comma separated e.g. Hindi, Punjabi)
 - Select **Organization Type**: ICAR, SAU, CAU or any Other Govt. Institutions.
 - If you have select Organization Type “ICAR” then select related **SMD** of your Institute and your **Institute** name
 - If you have select Organization Type “SAU/CAU” then select related **CAU/SAU** University name from dropdown
 - If you have select Organization Type “KVK” then select related **KVK** name from dropdown list
 - If you have select Organization Type “Other” then skips SMD, Institute, SAU-CAU and KVK.
 - Enter **APK Size** (in MB) as display in image
 - Enter **Mobile Version Support** as display in image

- Enter **Mobile apk Version** as display in image
- Enter **Mobile last Updated** as display in image
- Enter **Total Install/Download** as display in image
- Enter **Rating** as display in image
- Enter **Total Rating** as display in image
- Enter **Rating** as display in image
- Enter **Developer** as display in image
- Enter **Crop Type** related to Crop
- Enter **Crop Season** related to Crop
- Enter **Commodity** related to Crop
- Enter related **State**
- Enter **Contact No** as direct contact to apk's owner
- Select **Yes** in **Mobile App Published Status**, if it's published
- Skip **RocID**
- Enter all compulsory fields (*)
- Finally **Submit** your data and if facing any problem please inform us. Use **Reset** button to blank the form.

9. Image Link copy:



10. After submitting data record will display in **Nodal-Manage-Link** list. Default it is disable and not visible in public view and show in **Status: 0**. After enable (click on) it is display **Status: 1**



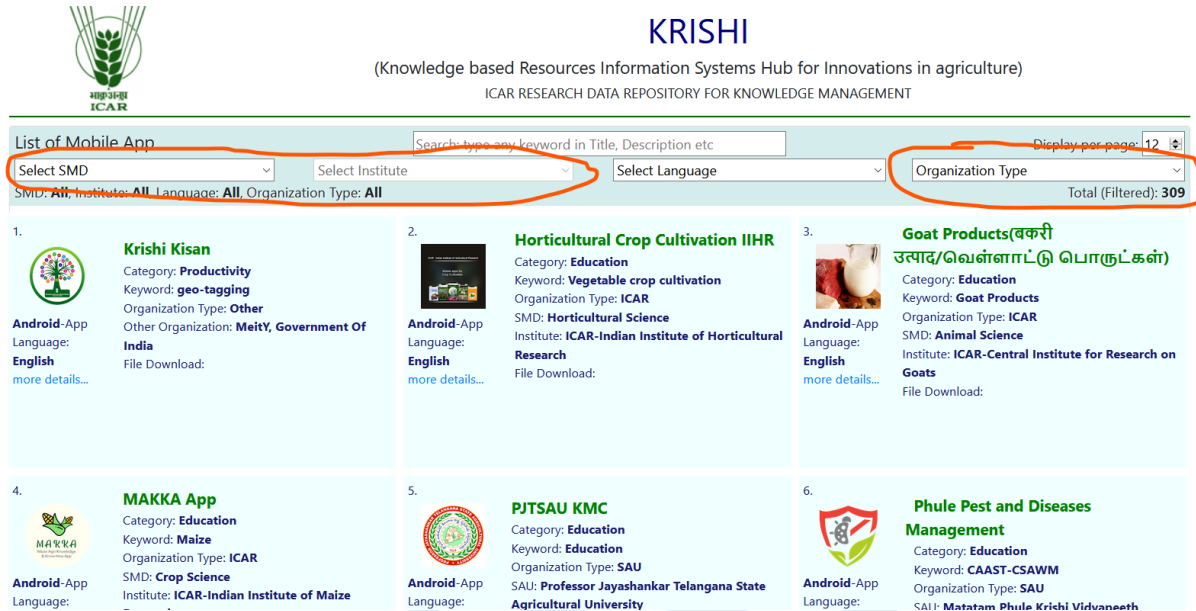
11. To update mobile link, click on **Update**, and update information of Mobile App Link

12. After enabling by Administrator or Nodal Officer, it will publically visible. Go to URL

<https://krishi.icar.gov.in/KRISHISite/MobileApp/>

13. Select Filter on related Mobile App Organization Type and your submitted application will display by filtered record in Search Box

<https://krishi.icar.gov.in/mobileapp/>



KRISHI
(Knowledge based Resources Information Systems Hub for Innovations in agriculture)
ICAR RESEARCH DATA REPOSITORY FOR KNOWLEDGE MANAGEMENT

List of Mobile App

Select SMD: All Institute: All Language: All Organization Type: All

Search: type any keyword in Title, Description etc

Display per page: 12

Total (Filtered): 309

- Krishi Kisan**
Category: **Productivity**
Keyword: **geo-tagging**
Organization Type: **Other**
Other Organization: **MeitY, Government Of India**
SMD: **India**
File Download:
- Horticultural Crop Cultivation IIHR**
Category: **Education**
Keyword: **Vegetable crop cultivation**
Organization Type: **ICAR**
SMD: **Horticultural Science**
Institute: **ICAR-Indian Institute of Horticultural Research**
File Download:
- Goat Products(बकरी उत्पाद/வெள்ளாட்டு பொருட்கள்)**
Category: **Education**
Keyword: **Goat Products**
Organization Type: **ICAR**
SMD: **Animal Science**
Institute: **ICAR-Central Institute for Research on Goats**
File Download:
- MAKKA App**
Category: **Education**
Keyword: **Maize**
Organization Type: **ICAR**
SMD: **Crop Science**
Institute: **ICAR-Indian Institute of Maize**
- PJTSAU KMC**
Category: **Education**
Keyword: **Education**
Organization Type: **SAU**
SAU: **Professor Jayashankar Telangana State Agricultural University**
- Phule Pest and Diseases Management**
Category: **Education**
Keyword: **CAAST-CSAWM**
Organization Type: **SAU**
SAU: **Matatam Phule Krishi Vidyanesth**